

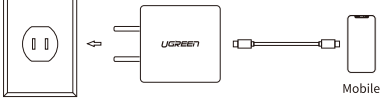
PD 18W Power Adapter
MANUAL

PID:CD137 | P/N:60449

English

Thank you for purchasing the UGREEN products. For optimum operation, please read this manual carefully before use.

How It Works



1. Connect your device to the USB power port with a suitable charging cable according to the type of your device.
2. Plug in the charger to an AC power source.
3. You may refer to your device to check the charging status.

Specification

- Input: 100-240V~ 50/60Hz 500mA Max
- Output: 5V $\overline{\text{m}}$ 3A 9V $\overline{\text{m}}$ 2A 12V $\overline{\text{m}}$ 1.5A
- Total Output Power: 18W Max

Safety Notes


1. To avoid damage to the charger and your device, DO NOT use the charger in the overload condition.
2. Do not wet, incinerate or disassemble the USB charger.

3. Do not crush, throw or shake the USB charger.
4. Unplug the USB charger from wall outlet and disconnect it from your devices before cleaning or when not in use.
5. This appliance is not intended for use by young children or infirm persons unless they have been adequately supervised by a responsible person to ensure that they can use the appliance safely. Young children should be supervised to ensure that they do not play with the appliance.


Package Contents

1x Power Adapter
1x User Manual

Disposal

 The packaging is made entirely of recyclable materials, which you may dispose of at local recycling facilities.

Contact your local refuse disposal authority for more details of how to dispose of your worn-out product.

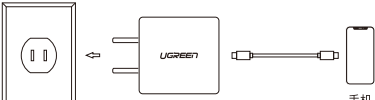
 To help protect the environment, please dispose of the product properly when it has reached the end of its useful life and not in the household waste. Information on collection points and their opening hours can be obtained from your local authority.

Faulty or used batteries must be recycled in accordance with Directive 2006/66/EC. Please return the batteries and/or the device to the available collection points.

中文(简体)

尊敬的用户,感谢您选购绿联产品。为了能更进一步了解产品,使用前请仔细阅读本说明书,祝您体验愉快!

连接示意图



1. 根据设备类型,使用合适的数据线将设备连接电源。
2. 使用充电器将充电插头接入交流电源插口。
3. 请根据您的设备来确认充电状态。

产品规格

- 输入端: 100-240V~ 50/60Hz 500mA Max
- 输出端: 5V $\overline{\text{m}}$ 3A 9V $\overline{\text{m}}$ 2A 12V $\overline{\text{m}}$ 1.5A
- 总输出功率: 18W Max


安全提示

1. 为避免损坏充电器和设备,请勿在过载情况下使用充电器。
2. 请不要打湿、焚烧以及拆解充电器。

3. 请不要碾压、抛掷以及摇晃充电器。
4. 在清洁之前或不使用时,请从墙壁插座上拔出充电器并断开其与设备的连接。
5. 除非得到负责人的监督,本产品不适合儿童或体弱者使用,以确保他们能够使用器具的安全。应对幼儿进行监督,以确保他们不会使用本产品。

包装清单

电源适配器 x1
说明书 x1



Like & Follow us on
Facebook

For latest driver or trouble-shooting service, please feel free contact us via email at support@ugreen.com

Add: Ugreen Building, Longcheng Industrial Park, Longguanxi Road, Longhua, Shenzhen, China


Tel: +86-755-28066530 Web: www.ugreen.com

UGREEN is a registered trademark of Ugreen Group Limited. All rights reserved.

版本	更改内容	设计	日期

规格材质要求:

- 1、成品尺寸: 60x80mm
- 2、展开尺寸: 180x80mm
- 3、材质: 70克 书写纸 风琴折



备注:

UGREEN 绿联 深圳市绿联科技有限公司

产品名称	PD 18W快速充电器	版本	A1
大编码	CD137	小编码	60449
单位	mm	比例	1:1
项目工程师	祝新传	设计	林泽丹
页码	1/1	日期	2019/5/16